



Ready, Steady, Reception!

Language & Listening Skills

Sit still on the carpet or floor and listen while others are talking.



Play 'schools' with your child, with you as the teacher, so they can practise their school behaviour.



Try having some 'special' games or activities at home that can only be played when sat on the floor.



Challenge your child to sit still for 1 minute... then 2 minutes... Can they make it to 5 minutes? If they can, celebrate!



Practise taking turns to speak with your child. Focus on not interrupting one another!

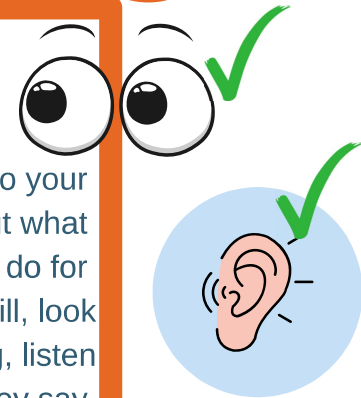


Let your child see you sitting on the floor sometimes, so that they can copy you.

Model 'active listening' when your child is talking. Look at them and face them, so they know what to do when **they** are listening.



Talk to your child about what we need to do for 'good listening'. Sit still, look at the person talking, listen to what they say.



These are some things your child might do with their Early Years practitioner. Help your child succeed by also practising them at home!



Ready, Steady, Reception!

Language & Listening Skills

Follow simple instructions given by an adult

Ask your child to do things with just one action, like 'Get your coat' or 'Put your shoes on' until they can follow these instructions accurately.

Talk to your child about why it is important to follow instructions: to keep us safe and help us learn!

Give your child time some 'thinking time' after giving them an instruction, if they need it.



Sing some songs with instructions in them and see if your child can follow them Try the Hokey Cokey!

Once your child is good at this, try 2 part instructions, for example 'Get your drink and sit on the sofa'

Play some games like Simon Says, where your child has to listen to and follow simple instructions.

Don't use too many words in your instructions. Keep them simple!

These are some things your child might do with their Early Years practitioner. Help your child succeed by also practising them at home!






Ready, Steady, Reception!

Language & Listening Skills

Listen to and identify sounds around them



Record some everyday sounds on your phone (washing machine, car, dog etc) and see if your child can guess what they are by listening!



Play some sound guessing games. If you rattle/play/bang/jangle an object behind your back, can your child guess what it is?



If you have access to some musical instruments, try a game with your child. How quietly can you play it for them still to hear? Can they hear it from another room? etc




Point out different sounds when you read or play with your child. For example, rhyming words or words that all start with the same sound (alliteration).



Take a 'sound safari' walk outside with your child. Stop! What can you hear?



Try a game of sound bingo! This video tells you how to play and why it is important.



Have a moment of mindfulness... Close your eyes. What can you hear?



These are some things your child might do with their Early Years practitioner. Help your child succeed by also practising them at home!



Ready, Steady, Reception!

Language & Listening Skills

Make a choice using words



Allow your child to help make choices when out shopping. Shall we get apples or pears?



Start with a simple choice between 2 things only. Make sure your child says what they choose and doesn't just point!



Have a family vote. Give 2 or 3 options (for a film or a meal, for example) and record the answers.

Make sure your child says the name of the thing they want and not just 'No' or 'Yes'!



Have lots of opportunities in the day for your child to make a choice. Which book? Which cereal? What clothes?



Sometime choices are challenging. Some books can help explain this. This is just one example:



Encourage your child to give **YOU** a choice, so you can show them how to answer!



These are some things your child might do with their Early Years practitioner. Help your child succeed by also practising them at home!



Ready, Steady, Reception!

Language & Listening Skills

Know and sing along to nursery rhymes

Focus on one nursery rhyme each week. Learning lots of rhymes at the same time can be confusing!



When your child has learned a rhyme ask if they would like to do a performance for friends or family.




Use actions to help your child remember the words to different nursery rhymes.



Not sure which nursery rhymes to try? Look at this list...



There are lots of nursery rhyme videos online to help learn the words. Try this:



See if your nursery has any nursery rhyme puppets you can borrow.

Make 'rhyme time' an event in your house! Do you sing them on the way to bed? In the bath? Before breakfast?



Sing along to nursery rhymes in the car on short journeys.



These are some things your child might do with their Early Years practitioner. Help your child succeed by also practising them at home!



Ready, Steady, Reception!

Language & Listening Skills

Listen to a story from a book for a short period.


If you don't have books at home (or have read them all!) see if you can borrow some from nursery or a local library.



Get your child to choose the story for you to read, so they feel part of the experience.



If you have space, make a cosy reading corner with a cushion where you can sit comfortably and read with your child.



Stories are not just for bedtime! A story can be a good chance to have some calm time together at any time of day.



Read books to your child that are short enough to finish in one sitting.



Try using interesting ways to keep your child's attention on the book, like actions they can join in with or puppets.



Stories on a screen can be fun but your child also needs to get used to listening to a story from a physical book.



These are some things your child might do with their Early Years practitioner. Help your child succeed by also practising them at home!



Ready, Steady, Reception!

Language & Listening Skills



Talk about themselves using 'I' rather than 'me'.

If your child talks about themselves using 'me', always model the right sentence back to them. eg. 'I like cake' instead of 'Me like cake'



Use the same rules yourself! Instead of saying 'Daddy's going out' when talking about yourself, say 'I'm going out' to show the correct use of language.



Listen to this song about what 'I' like. Can you make up your own?



If your child talks about themselves in the third person (eg. 'Yashvir wants a snack'), encourage them to use 'I' instead. Say "We say 'I want a snack'. Now you try".



Be consistent. If your child uses 'me' instead of 'I', ask them calmly to try again.



Make sure all your family and friends encourage your child to use the right words too, so you are not helping them alone.




These are some things your child might do with their Early Years practitioner. Help your child succeed by also practising them at home!



Ready, Steady, Reception!

Language & Listening Skills

Recognise their written name



Show your child how you write their name. If you write a different name, can they spot the difference?



Make a family 'register'. Can your child spot which name is theirs?



Use sticky notes to write your child's name on and get them to stick them on every picture of themselves they can find around the house!



Start small! Begin by making sure your child is secure in what the first letter of their name looks like.



makar

Makar

Makar

Makar

Ask friends or family to write your child's name in different handwriting. Make a 'name gallery' from them!

Label some of your child's non-uniform clothes so they get used to seeing their name printed out.



If your child is ready, begin showing them how to write their name.

These are some things your child might do with their Early Years practitioner. Help your child succeed by also practising them at home!